

COMPANY OVERVIEW

OPTUS

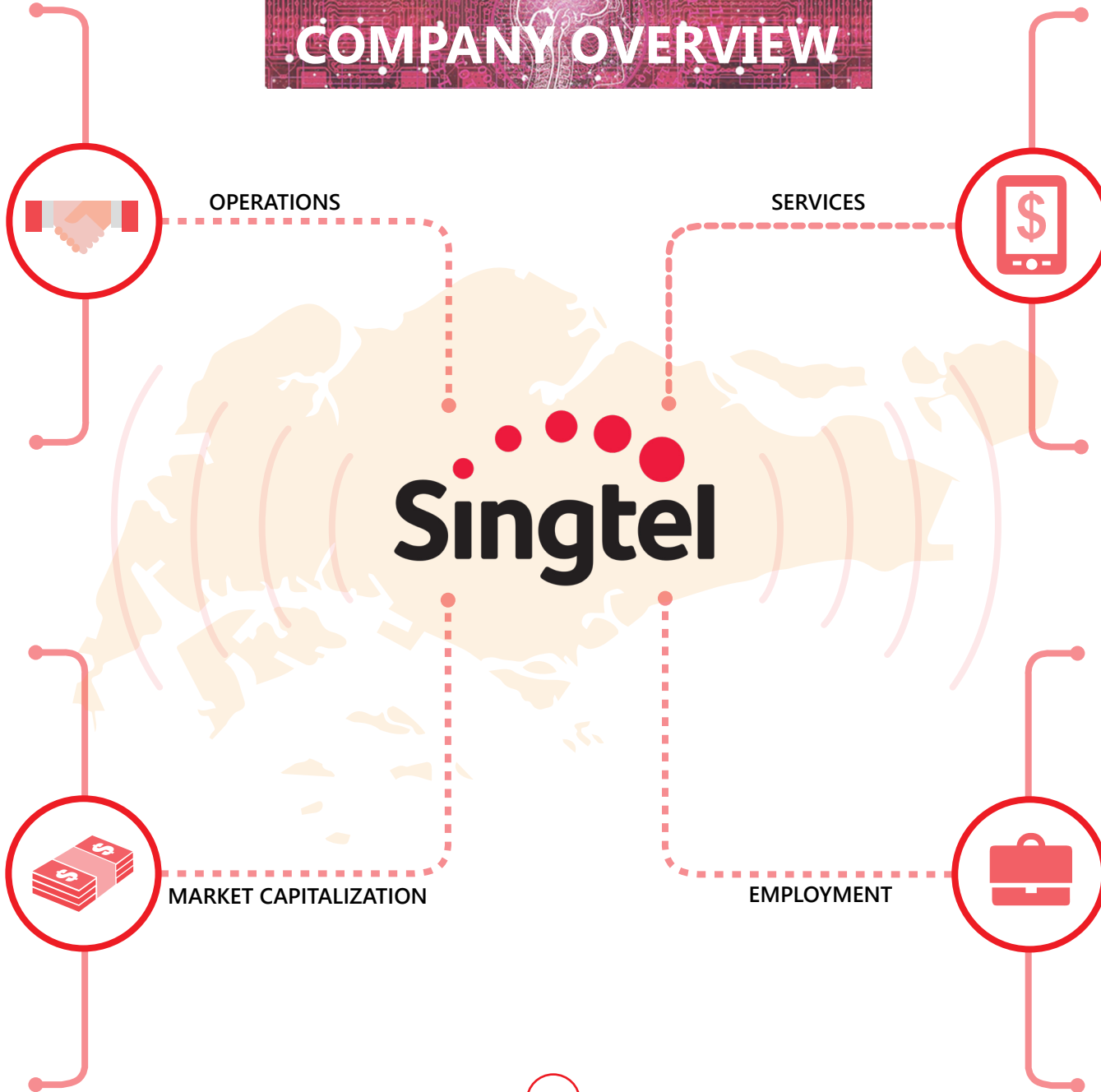
airtel

TELKOMSEL

**GLOBE
TELECOM**

AIS

**700
MILLION
CLIENTS
WORLD WIDE**



OPERATIONS

SERVICES

Singtel

MARKET CAPITALIZATION

EMPLOYMENT

**23,000
STAFF ACROSS
THE GLOBE**

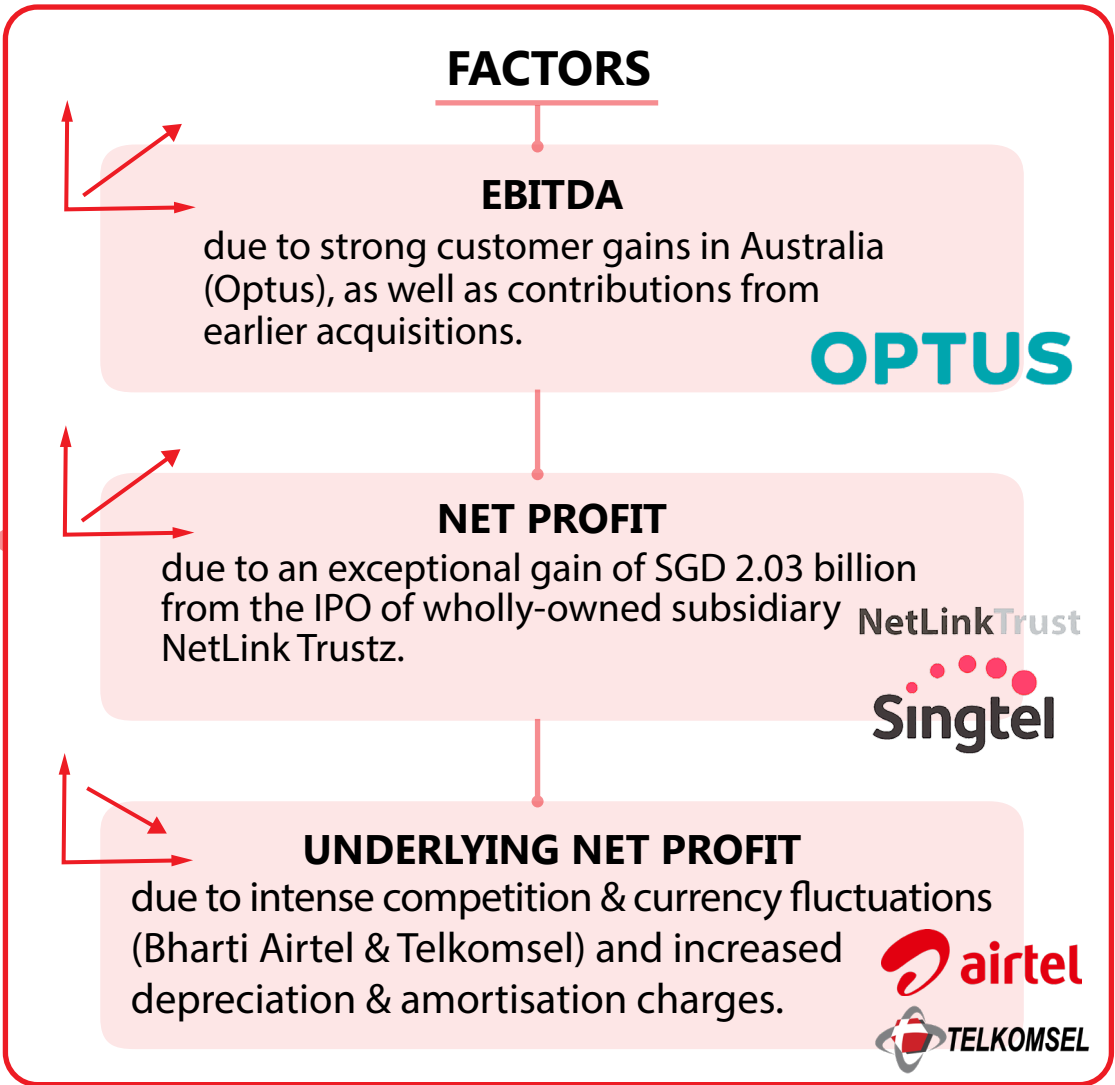


**LISTED
AMONG THE
LARGEST
ON SGX**



FINANCIAL HIGHLIGHT

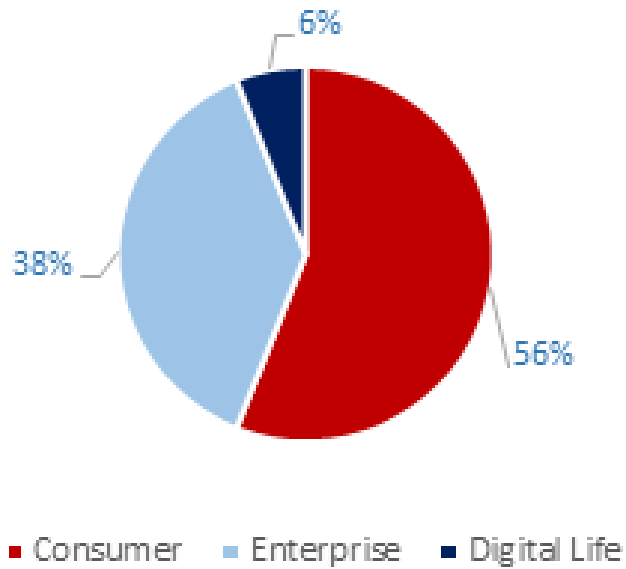
| OPERATING REVENUE | | |
|-----------------------|------------|--------|
| 2018 | S\$17,532M | +4.9% |
| 2017 | S\$16,711M | |
| EBITDA | | |
| 2018 | S\$5,089M | +1.8% |
| 2017 | S\$4,998M | |
| NET PROFIT | | |
| 2018 | S\$5,451M | +41.5% |
| 2017 | S\$3,853M | |
| UNDERLYING NET PROFIT | | |
| 2018 | S\$3,544M | -8.4% |
| 2017 | S\$3,871M | |



FINANCIAL HIGHLIGHT

OPERATING REVENUE: SGD 17.53 billion

Contribution by business segment



FACTORS

CONSUMER

INCREASE

Growth in Australia

Growth in Singapore

DECLINE

ENTERPRISE

INCREASE

ICT & Equipment sales

Traditional Carriage services

DECLINE

DIGITAL LIFE

DRIVEN BY

Prior Acquisition & Strong Performance from its Social Media Enterprises